



TECHNICAL
EDUCATION
AND SKILLS
DEVELOPMENT
AUTHORITY

T E S D A

09 October 2015

MS. CRISTINA B. CLASARA

Director, Budget and Management Bureau-B
Department of Budget and Management
General Solano St., San Miguel, Manila


Dear **Director Clasara**:

We are pleased to submit TESDA's Quarterly Physical Report of Operation for the Third Quarter of 2015 (BAR No. 1).

We hope you find our inputs in order.

Thank you and best regards.

Very truly yours,


MARISSA G. LEGASPI
Executive Director, Planning Office

Encl.: as stated





TECHNICAL EDUCATION AND SKILLS DEVELOPMENT AUTHORITY

QUARTERLY PHYSICAL REPORTS OF OPERATION
For the Quarter Ending 30 September 2015

DEPARTMENT/AGENCY: DOLE/TECHNICAL EDUCATION AND SKILLS DEVELOPMENT AUTHORITY
Fund 101

Program/Activity /Project	Performance Measure	Physical Target	Accomplishment	Variance	Remarks
MFO 1 – TESD Policy Services					
	Number of policies developed and issued or updated and disseminated	800	827	27 above the physical target	
	Percentage of stakeholders who rate policies as good or better	60%			To be determined thru a study
	Percentage of policies that are updated, issued and disseminated in the last three (3) years	80%			Monitoring of the 2012-2014 policies on-going
MFO 2 – TESD Services					
	<u>Operations of TESDA Schools and Training Centers</u>				
	Number of trainees	191,508	207,636	16,128 above the physical target	
	Average number of training hours per trainee	100 hours			To be determined based on the TTI training calendars
	Number of graduates who are employed six (6) months after completion of training	79,000			To be determined in the 2015 Study on the Employment of TVET Graduates
	Percentage of training applications acted upon within two (2) weeks	80%			
	Percentage of graduates in programs with training regulations certified within 5 days after graduation	84%			To be determined thru monitoring/tracking of programs
	Percentage of training programs that are delivered within one month of the original plan	80%			
	<u>Training for Work Scholarship Program (TWSP)</u>				
	Number of TWSP subsidized enrolees	210,526	188,964 (as of August)	21,562	Consolidation of report for the month of September is still on-going
	Number of TWSP subsidized graduates	189,473	62,724 (as of August)	126,749	Consolidation of report for the month of September is still on-going




TECHNICAL EDUCATION AND SKILLS DEVELOPMENT AUTHORITY

Program/Activity /Project	Performance Measure	Physical Target	Accomplishment	Variance	Remarks
MFO 3 – TESD Regulation Services					
	<u>TVET Program Registration and Accreditation Services</u>				
	Number of new programs registered	1,800	1,674 (as of August)	126	Consolidation of report for the month of September is still on-going
	Percentage of compliance audit breaches at not more than 1% of total TVET programs audited	1%			To be determined thru monitoring/tracking of programs
	Percentage of applications for program registration acted upon within one (1) week of submission	80%	72% (as of August)	8%	Consolidation of report for the month of September is still on-going
	<u>Competency Assessment and Certification of Skilled Workers</u>				
	Number of skilled workers assessed for certification	1,239,954	795,554	444,400	
	Percentage of skilled workers issued with certification within seven (7) days of their application	80%			To be determined thru monitoring/tracking of programs
Other Programs					
	<u>Private Education Student Financial Assistance (PESFA)</u>				
	Number of trainees	21,053	8,154 (as of August)	12,899	
	<u>Special Training for Employment Program (STEP)*</u>				
	Number of trainees	32,321	2,239 (as of August)	30,082	

* Training of STEP started only in July per program design


Prepared by:


Lhenie T. Aquilo
 TESD Specialist I, Planning Office

Endorsed by:


Catherine Milagros R. Galapon
 Assistant Executive Director, Planning Office

Approved by:


Marissa G. Legaspi
 Executive Director, Planning Office